



## PWS Signs Ltd

Ravensdale,  
Unit 10 Northlink Business Park,  
Coes Road, Dundalk, Co. Louth,  
A91 WV09  
Tel: (042) 937 5010

## PWS Ireland Ltd

Greenbank Industrial Estate,  
Newry, Co. Down,  
BT34 2QX  
Tel: (028) 3026 4511

✉ [info@pwssigns.com](mailto:info@pwssigns.com)  
📍 [www.pwssigns.com](http://www.pwssigns.com)

# VeloKerb Cycle Lane Separator

Specially designed to provide safety for cyclists by clearly separating and delineating dedicated Cycle Lanes.

## Available in two width sections

- **250mm wide**  
for regular cycle lanes
- **150mm wide**  
for where space is at a premium

## Characteristics

- **High visibility day and night.**  
Two white vulcanized bands fused to the VeloKerb
- **Quick Installation.**  
One/Two Piece modules – or in straight continuous sections
- **High mechanical strength.**  
Due to structure & design of the material.
- **High resistance to weathering.**  
modular and rugged design offers excellent mechanical resistance
- **Easy Fixing to road surface.**  
2 fixing bolts per 550mm long section
- **Available with delineator post for top mounting.**
- **Absorbs energy from vehicle impacts.**
- **Can be used on curves/bends in the carriageway**
- **Installation service available from PWS**

## Details

VeloKerb Cycle lane separator is specially designed to provide safety for cyclists by clearly separating and delineating dedicated Cycle lanes. Its asymmetric design separates and protects cyclists and deters motor vehicles from crossing into the cycle lane. Its three lateral slopes protect the cyclist in case of collision with the separator. The gentle slope of the VeloKerb on the cycle lane side protects the cyclist if the bicycle accidentally mounts/runs onto it. It is also less of a trip hazard for pedestrians due to its low profile leading edge. The higher (vehicle) side of the VeloKerb makes it difficult for motor vehicles to accidentally cross over into the cycle lane.


VeloKerb cycle lane separator is supplied in modular sections pieces for easy assembly and installation.

## Quick Installation

Each VeloKerb section x 550mm long is secured to the road surface with 2 No. M12 ground fixing bolts. The sections are quick and easy to install and each section can be installed in minutes. When being installed in a continuous line, tongue and groove connectors on each section help the installer to position the sections together and provides extra stability for the VeloKerb if a vehicle drives over it.

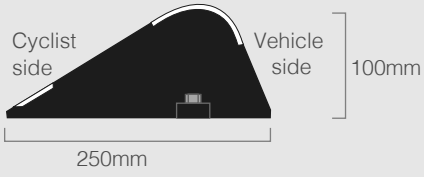


## VeloKerb Sections

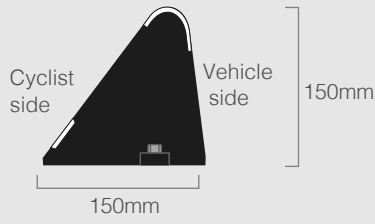


# VeloKerb Specifications

**VeloKerb 250mm**

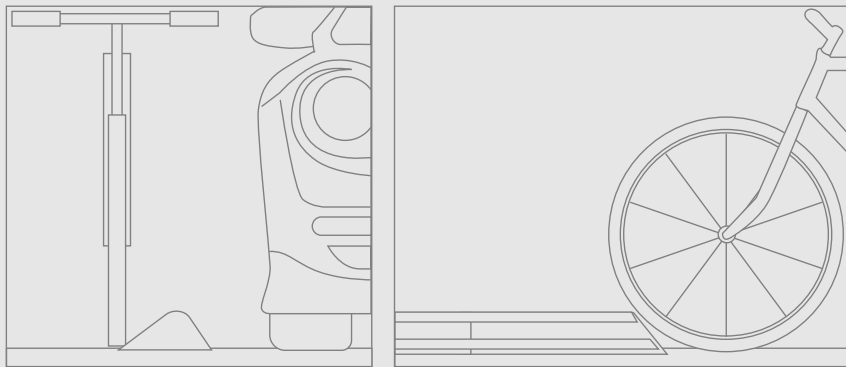


**VeloKerb 150mm**



<b>Width</b>	250mm
<b>Height</b>	100mm
<b>Length</b>	550mm per section
<b>Colour</b>	Black with white striping
<b>Weight/unit</b>	5kg

<b>Width</b>	150mm
<b>Height</b>	150mm
<b>Length</b>	550mm per section
<b>Colour</b>	Black with white striping
<b>Weight/unit</b>	5kg



**VeloKerb can be used in conjunction with FG300 Impact Resistant Bollards for enhanced cycle lane delineation.**

## Installation examples

**One section installation**



**Two section installation**



## VeloKerb in use

